

GAZ VIEW

MANUAL

CONTENT

01 What's in the box

02 Installing Batteries

03 Preparation

04 Display

05 App Download

06 Setting up device

07 Setting tare weight

01

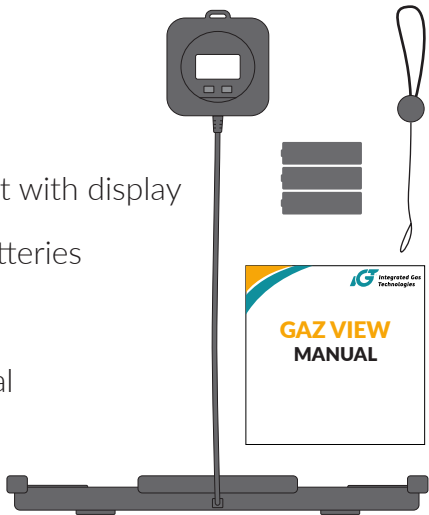
What's in the box

1 x Weight with display

3 x AA Batteries

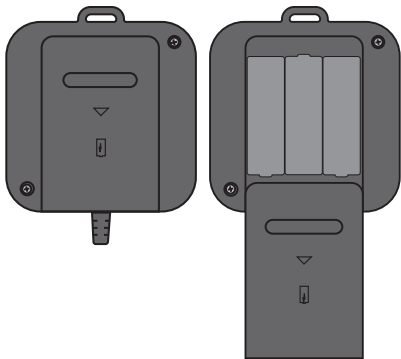
1 x Strap

1 x Manual



02**Installing Batteries**

Slide open the back cover and install 3 x AA batteries in the slots according to the pictogram.



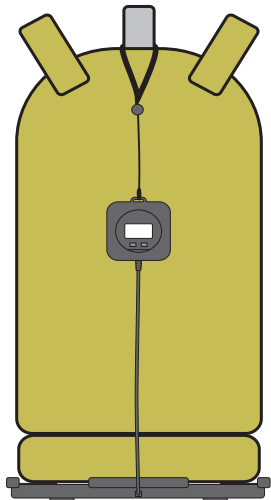
03

Preparation

Place the scale on a flat surface with a slope less than 3° to ensure that the four legs of the scale touch the ground at the same time.

Carefully place the LPG cylinder on the base.

Hang the display around the neck of the cylinder using the strap.



04

Display

Press the wakeup button to awaken the display terminal. When there is no cylinder on the base, the display will show the digit 0. When a cylinder has been placed on the scale, the display terminal will be showing the weight in real time.

Total weight:

7.5_{KG}

Gas weight*:

2.3_{KG}[%]

Remaining gas in %*:

55.2[%]

* in order to show remaining gas Tare weight has to be set in the app



IG

2.3%
KG


WAKEUP

SETUP

05

App download

The GazView app can be installed on iOS and Android devices. Find it on App Store or Google Play.



06

Setting up device

Open the GazView app from your phone or tablet.

Click on +Configure new unit

Choose your scale from the list of discovered devices (the device name can be found on a sticker at the bottom of the base)

Give your unit a name so you can easily recognize it, and fill in country and Gas type.

	Name	<u>BBQ</u>
	Country	<u>Denmark</u> ▼
	Gas type	<u>Butane</u> ▼

07**Setting tare weight**

When setting up the tare weight you tell the app how many kg to deduct from the total weight to get the actual weight of the gas. The more precise this step is - the more precise we can show you the remaining level of gas.

Simple

In the simple mode you can choose what kind of LPG cylinder you are using - and the app will choose an average tare weight for this type of cylinder.

Advanced

In the advanced mode you can manually set the capacity of the cylinder, the precise Tare weight (normally printed on the side or on the bottom of the cylinder) and the weight of the regulator (which is normally between 200 and 500g)

Press save and the setup is done



WWW.IGT-LPG.COM



***Integrated Gas
Technologies***

Denmark